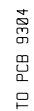


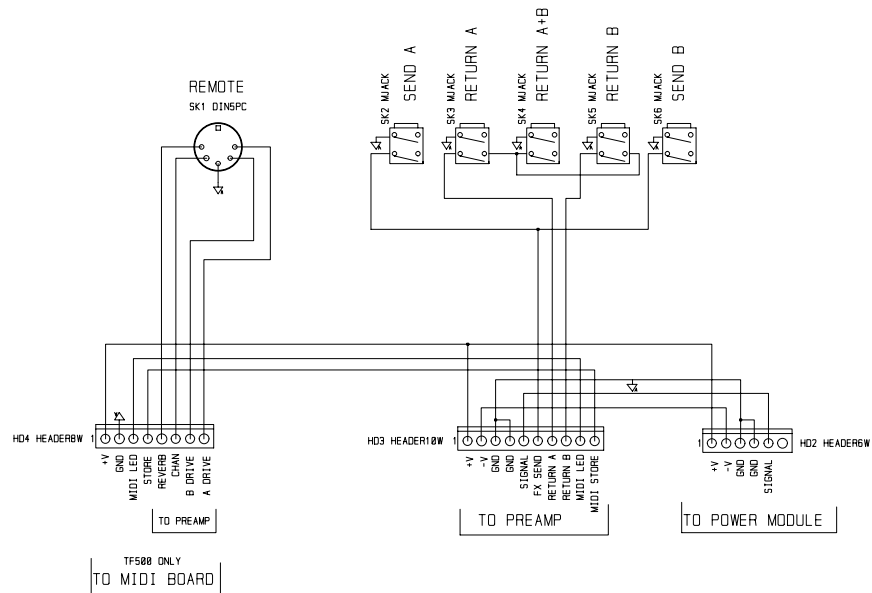
Laney

Service Diagrams

HD6 HEADER6W	TUBE DRIVE
	DRIVE POT W
	DRIVE POT B
	INPUT BUFFER
	DRIVE SWITCH
	MIDI DRIVE



DRAWN	DEH	
DATE	19/06/98	
TITLE	TUBE FUSION TF400/500/800 CLEAN PREAMP	
DRW. NO.	9305	



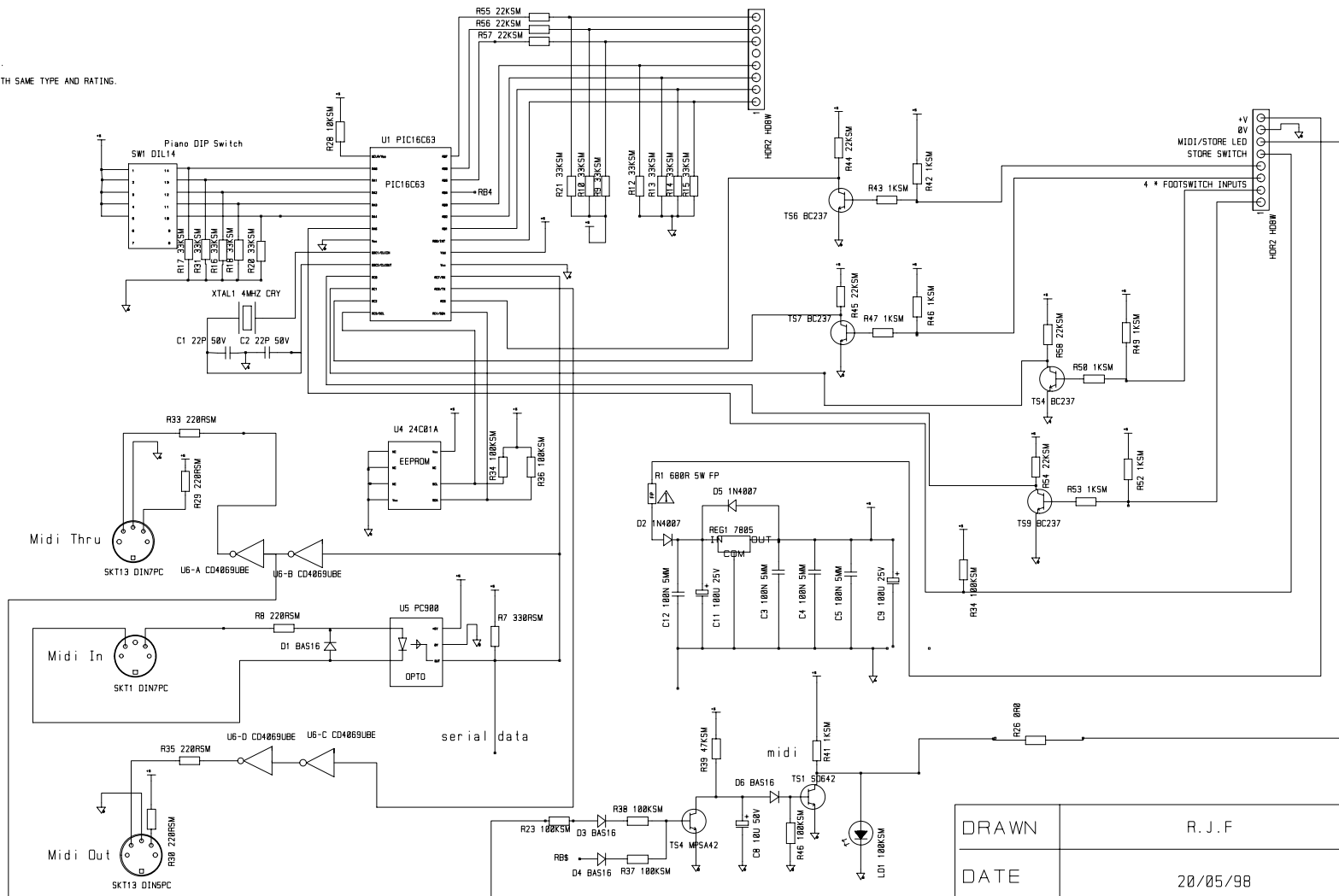
DRAWN	DEH
DATE	22/06/98
TITLE	TF400/500/800 FX I/O BOARD
DRW. NO.	9306_2

ISSUE					
TYPE					

Pic16c63 only available from BLT Industries, Laney.
distributors/outlets
This is as it contains proprietary code.

⚠ INDICATES SAFETY CRITICAL COMPONENTS.
MUST ONLY BE REPLACED WITH APPROVED COMPONENT.

⚡ FLAMEPROOF RESISTOR. MUST ONLY BE REPLACED WITH SAME TYPE AND RATING.

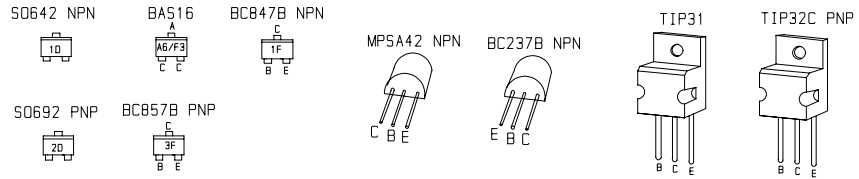
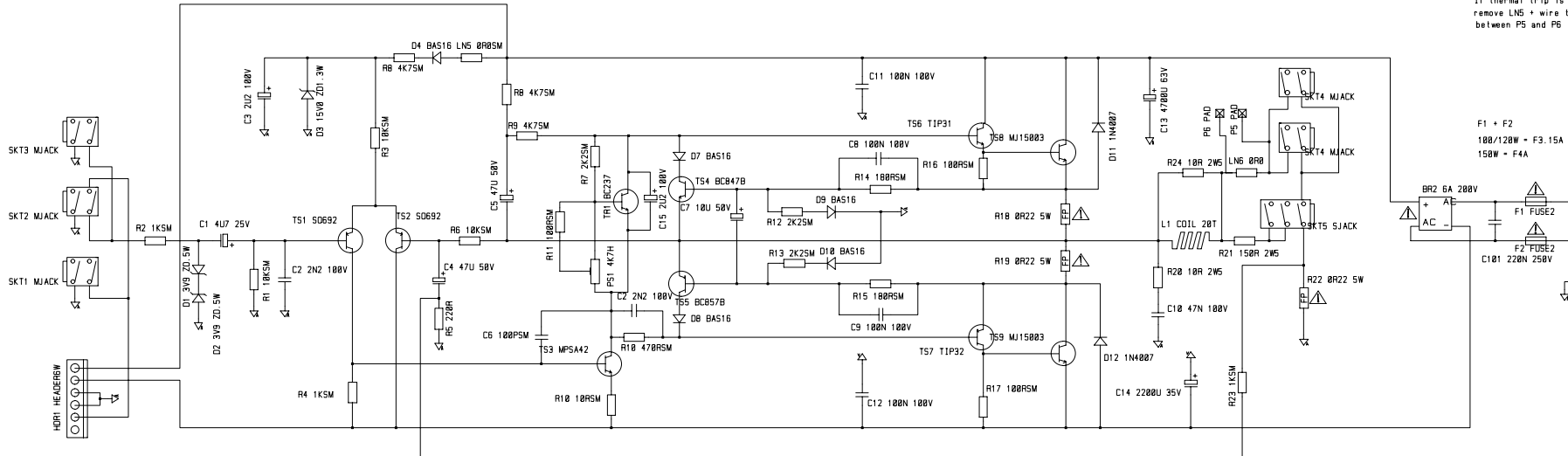


DRAWN	R.J.F	
DATE	20/05/98	
TITLE	Guitar Amp Midi Board	
DRW. NO.	PCB 9308_3	

ISSUE	Issue One	Issue Two	Issue Three	Used In
TYPE	Prototype	Production Ready Needs R55, R56, R57 adding to bottom of board.	R55, R56, R57 added	TF500M

△ INDICATES SAFETY CRITICAL COMPONENT.
 MUST ONLY BE REPLACED WITH APPROVED COMPONENT.
 [FP] FLAMEPROOF RESISTOR.
 MUST ONLY BE REPLACED WITH SAME TYPE AND RATING.

If thermal trip is required
 remove LN5 + wire trip
 between P5 and P6



DRAWN	R. J. F.	
DATE	11/3/99	
TITLE	100-150W OUTPUT MODULE	
DRW. NO.	9303_2	

ISSUE	30/9/98 ISSUE 2	22/02/99			
TYPE	R5 FROM 100R TO 220R R23 FROM 100R TO 1K SEE CHANGE NOTE 186	R22 from 0r47 to 0r22 5WFP			