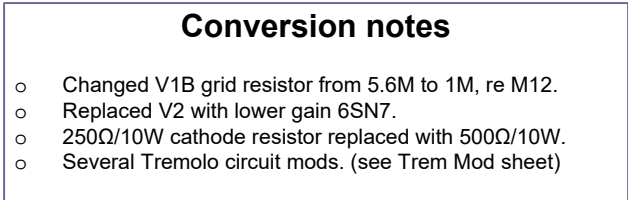
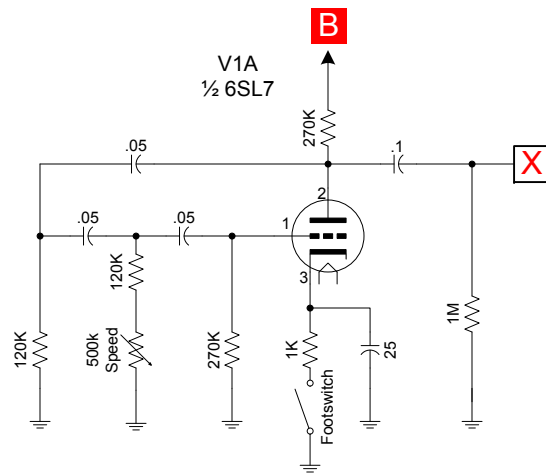


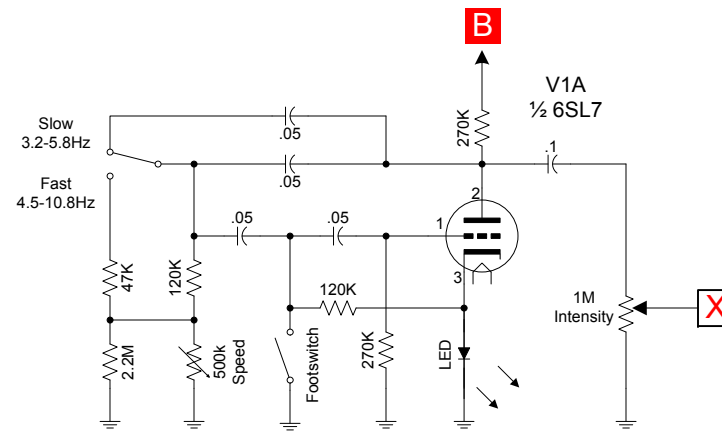
Schematic redrawn by Steve Luckey on October 10, 2012

Schematic redrawn by Steve Luckey on October 10, 2012





Original J-12-B circuit



### Tremolo modification notes

- Replaced V1A cathode R/C with yellow LED for more trem signal.
- Moved Speed control to first R/C phase shift node.
- Added Speed switch for greater speed range.
- Replaced tremolo output 1M resistor with 1M Intensity pot.
- Tremolo footswitch rewired same as Fender 6G16 to allow fast start with no pops.

# Ampeg J-12B Jet

Board Dimensions: 2 5/16" x 7 11/16"  
Designed by: Steve Luckey  
Date: 10/16/2012

