



Individual Pedal Mods

PURCHASE MOD INSTRUCTIONS
WITHOUT PARTS
FOR \$9.99

Pedal Type

WARNING - All of our kits include electronic instructions that are sent as an e-mail attachment after your purchase. Some of you are not receiving them because your ISP or Mail Client is blocking the (.zip attachment) file as a Virus or as Spam. Please understand that we have no control over this. If you order a Mod Kit and or Instructions and don't receive the Electronic Instructions you will need to supply us with another e-mail address so we can resend the instructions to you. We will need proof of the purchase so I suggest you either include the PayPal ID number or let us know the e-mail address you used when you purchased the kit. - Monte Allums

Boss BD-2 Pedal Mod Kit



This has become one of my all-time favorite pedals. It's different than a Tube Screamer in that it is much more transparent and in my opinion more truly represents a driven tube amp. Straight from the factory the Boss Blues Driver tends to have a very harsh and buzz saw type gain. My BD-2 Mod transforms this pedal into a truly great sounding pedal pushing it into Boutique territory. When used at moderate to loud levels with an amp it is reminiscent of a Vintage Plexi Marshall with smooth round yet biting overdrive. This mod simply must be experienced and felt to be believed, it is that good! The Mods that I sell for this pedal push the Blues Driver into Hi-Fi territory! Over a period of months I tweaked this pedal into what I feel demonstrates exactly what it should have sounded like from the

factory. I installed one Mod at a time immediately plugging the pedal up and taking notes along the way. I tried different values of resistors, capacitors and diodes. I tried Carbon Composition, Metal Film, Tantalum, Rectifier, LEDs, Germanium Diodes, etc. just to see what affect each one would have on the BD-2's tone. The Mods below are a result of that research and experimentation.


Several Hi-Fi Mods

2nd Order
Harmonics Mod

Smoother Gain Mod

Tube Screamer
Emulation Mod

What's in the BD-2 Mod Kit



With this Kit you will receive a Tantalum 1uF Capacitor, three .1uF Metal Film Capacitors, two Boxed Metal Film Capacitors, one 2.2k ohm Carbon Film Resistor, three 1N4002 Rectifier Diodes, one 1N34A Germanium Diode, Solder and Desoldering Braid along with detailed easy-to-follow Mod Instructions.

Desoldering Braid

Easy-to-Follow Instructions

\$19.99

More Transparent Tone Mod

Solder

Hear For Yourself! (.mp3s)

BD2 Clean Boost

[Sample 1.mp3](#)

[Sample 2.mp3](#)

[Sample 3.mp3](#)

[Sample 4.mp3](#)

[Sample 5.mp3](#)

BD2 Gain at 12 O'clock

[Sample 1.mp3](#)

[Sample 2.mp3](#)

[Sample 3.mp3](#)

[Sample 4.mp3](#)

[Sample 5.mp3](#)

BD2 Gain Maxxed

[American Woman.mp3](#)

[Sample 2.mp3](#)

[Sample 3.mp3](#)

[Sample 4.mp3](#)

[Sample 5.mp3](#)

----- | [TOP OF PAGE](#) | -----

BD-H2O Mod Plus!



NEW! Boss BD-H2O DIY Pedal Mod Kits - When searching for a name to call this mod I chose H2O because it's the symbol for water. Water can be clear or transparent and it can be light or heavy. This mod transforms the BD-2 into a completely transparent pedal letting the true character of your guitar, pickups and amp shine through. Not only is it completely transparent, it's also extremely Dynamic. As you turn the Gain knob up on the pedal you can control the amount of gain using the volume control on your guitar. The BD-H2O will react exactly like a tube driven amp. The shriek highs and splaty gain of the stock BD-2 are completely removed. Compared to our regular BD-2 mod this mod has a much flatter EQ.

My regular BD-2 Mod has a slight mid boost and a little less gain than the BD-H2O Mod. Both mods remove the nasty decay of the stock BD-2's gain. The splaty decay of the stock BD-2's gain is a common gripe I hear about others that offer mods for the BD-2. We have completely removed this issue with this pedal. We also include a Super Bright 3mm White Clear LED. We also modify a resistor to increase the brightness of the LED X3. You can use the LED as a flashlight on stage after the mod, it is that bright, almost blinding. I will boldly state that this is undoubtedly the best mod on the planet for a BD-2. And the really cool part is we won't rape you with the price of our mods. We offer top quality parts and expert craftsmanship at very reasonable prices.

Several Hi-Fi Mods

Dynamic Gain Mods

More Transparent Tone Mods

2nd Order Harmonics Mods


Solder

Desoldering Braid

Easy-to-Follow Instructions

Hear For Yourself! (.mp3s)

What's in the BD-H2O Mod Kit



With this Kit you will receive two .01uF Metal Film Capacitors, five Boxed Metal Film Capacitors, four 1N4002 Rectifier Diodes, one 1N34A Germanium Diode, 3mm Super Bright Clear White LED, Solder and Desoldering Braid along with detailed easy-to-follow Mod Instructions.

\$21.99

[BD-H2O. mp3](#)
[H2O_Groove. mp3](#)

BD-H2O Sound Samples - This mp3 was recorded on a Strat with a DiMarzio PAF Pro at the bridge and two DiMarzio Virtual Vintage pups at the neck and middle positions. The amp used was a Stock 2000 Fender Hot Rod Deluxe and the mic was a SM57. Some parts of the mp3 were recorded with the bridge pickup coil split. Pay close attention and see if you can tell when the pedal is engaged and by-passed at the first of the mp3. Very hard to tell. Also notice how I used the volume at the guitar to control the gain. This is one Dynamic pedal after the mod. Very tube-amp like and very transparent letting the tone of your guitar and amp come through. NOTICE: I've been asked about upgrading my regular BD-2 mod to the H2O. This is not possible because the BD-H2O is a complete mod rebuild. The components I change are very different than my regular BD-2 mod. Both are great mods however. My regular BD-2 Mod has less gain and has a slight mid-boost. The BD-H2O is not hyped at all in the EQ. It has virtually a flat frequency response. I'll put this mod up against anyone's BD-2 mod at any price!

[TOP OF PAGE](#)

CE-2 & CE-2B Chorus Mods




NEW! - Boss CE-2 & CE-2B DIY Pedal Mod Kits - This mod also works for the Bass Version CE-2B that has a circuit board that looks like this. This is, by far, the best analog chorus pedal I have ever played. Even though it's no longer in production there are tens of thousands of these pedals being used by pros all over the world. What I have done with this mod is improve several areas in the circuit. First, we have modified the voltage giving the pedal more headroom and improving the quality of the effect. The pedal can now be used with a standard Boss PSA power 9V adapter. We also replace the main opamp with a OPA2134PA Burr Brown opamp. This is a very Hi-Fi Low Noise opamp and will add clarity and fullness to the effect.

We have also upgraded several key components in the circuit with higher quality components. This will add clarity, fullness and a much more focused tone to the circuit. We also modify a resistor increasing the brightness of the LED. We also supply you with a 3mm Clear Super Bright Blue LED. We modify a capacitor that doubles the rate of the chorus effect to give you a super fast chorus effect while preserving the slow rate. The richness of the actual chorus effect has also been enhanced. If you are looking for an absolutely beautiful, rich, smooth and lush chorus effect this is the mod for you. A great sounding analog chorus just got 10X better!

- | | |
|------------------------------------|---------------------------|
| Higher Voltage & More Headroom Mod | Several Hi-Fi Mods |
| Lower Noise Mods | Richer Chorus Mod |
| 2X Chorus Rate Mod | Super Bright Blue LED Mod |
| Solder | Desoldering Braid |
| Easy-to-Follow Instructions | |

What's in the CE-2 & CE-2B Mod Kit



With this Kit you will receive three Tantalum Capacitors, one Metal Film Capacitor, four Boxed Metal Film Capacitors, one 2.2k ohm Carbon Film Resistor, one 220uF 16V Capacitor, one Burr Brown OPA2134PA Opamp with socket, one Clear Super Bright Blue LED, Solder and Desoldering Braid along with detailed easy-to-follow Mod Instructions.

\$21.99

Hear For Yourself! (.mp3s)

[CE-2.mp3](#)
CE-2 Chorus Sound Samples - Played entirely through a Boss CE-2 modded with our Mod Kit. Played on A Strat through a 2000 Fender Hot Rod Deluxe amp mic'd with a SM57. I also used our new CS-3 Opto Compressor on this mp3 along with my H2O and Daddy-O TNT mods. Absolutely smokes any chorus at any price.

CS-3 Mod




Boss CS-3 DIY Pedal Mod Kits - The Boss CS-3 Compressor Sustainer is a popular favorite among many guitarists, especially chickin pickers such as Brent Mason. Stock this pedal sounds decent but colors the tone too much. It does a good job at the under \$100 price point. For a better Compressor you'll have to spend \$200 to \$250 on either a vintage Ross or one of the other custom built Compressors you see sold on eBay. The CS-3 can be made to sound equally as good as Compressors costing two to three times its cost by changing a few of its components. What sets the more expensive Compressors apart from these mass produced pedals are the quality of the components used in them. By swapping out these cheaper quality parts with more expensive higher quality components and changing a few values here

and there you can substantially improve the quality of the affect of the CS-3. I've played compressors costing \$300 that don't sound any better than a CS-3 that has been modded with this Mod Kit. By changing out a few components this pedal will compete with boutique pedals costing much much more. Do yourself a favor and upgrade your CS-3 with this Mod Kit. You'll be shocked by the quality of the tone this Mod Kit will give your CS-3.

Several Hi-Fi Mods	Tube Tone Mod	Transparent Mod
Clarity Mods	Germanium Diode Mod	More Clarity & Body Mods
Solder	Desoldering Braid	Easy-to-Follow Instructions

What's in the CS-3 Mod Kit



With this Kit you will receive a four Tantalum Capacitors, three Metal Film Capacitors, five Boxed Metal Film Capacitors, one Metal Film Resistor, one 1N34A Germanium Diode, Solder and Desoldering Braid along with detailed easy-to-follow Mod Instructions.

\$19.99

Hear For Yourself! (.mp3s)

CS-3 Sound Samples - Played entirely through a Boss CS-3 modded with our Mod Kit. Played on A Strat through a stock Fender Blues Junior amp mic'd with a SM57.

Sample 1.mp3	CS-3 in front of one of my Modded Boss BD-2 Pedals
Sample 2.mp3	CS-3 in front of one of my Modded Boss BD-2 Pedals
Sample 3.mp3	CS-3 in front of one of my Modded Boss SD-1 Pedals
Sample 4.mp3	CS-3 in front of one of my Modded Boss SD-1 Pedals
Sample 5.mp3	CS-3 Clean with no Overdrive or Distortion

CS-3 Opto Mod



Boss CS-3 DIY Pedal Mod Kits My regular CS-3 mod, according to some, is what put me on the map as a legitimate DIY pedal mod supplier. My regular CS-3 Mod is my best selling mod to date and rightly so. Many feel it is better than a certain very popular pedal modders boutique compressor that sells for 3X the cost of a modded used CS-3. Having never played that certain boutique compressor I have no point of reference. But, I will say, without a doubt, that a CS-3 modded with this kit is the most inspiring compressor I have ever heard or played. My CS-3 modded with this kit rivals my favorite compressor, the Waves Renaissance Compressor. In my opinion what makes a great compressor is one that doesn't


What's in the CS-3 Opto Mod Kit



alter the original tone in a negative way. Most compressors shave off a bit of the top end of the signal and muddy up the mids and bass.

A really great compressor lets the true character of the signal come through preserving all the frequencies of the original signal. This is exactly what my CS-3 Opto Mod does, and it does it very well. I modeled this kit after the character of the old vintage Opto Compressors. These compressors are highly sought after today for their ability to compress a signal in a very smooth yet transparent way. With this mod I have achieved this and more. In fact, I use a CS-3 modded with this exact kit as a front end compressor for my personal studio. I use it for vocals, acoustic guitar and keyboards. The results have been nothing short of amazing. If you're looking for a great compressor that won't break the bank and will inspire you, this is the kit for you. My best selling Mod just got better!

Several Hi-Fi Mods	Opto Tone Mod	Transparent Mod
Clarity Mods	Germanium Diode Mods	More Clarity & Body Mods
Solder	Desoldering Braid	Easy-to-Follow Instructions



With this Kit you will receive a Super Bright Clear White LED, four Tantalum Capacitors, three Metal Film Capacitors, five Boxed Metal Film Capacitors, one Metal Film Resistor, three 1N34A Germanium Diodes, Solder and Desoldering Braid along with detailed easy-to-follow Mod Instructions.

\$21.99

Hear For Yourself! (.mp3s)

[Juergen_Otp.mp3](#)

This mp3 was submitted by Juergen Ehle of Germany. This is how Jeurgen uses the Opto modded CS-3 on stage with his acoustic guitar. Everything was recorded straight from his gigboard via an Alesis AI3 A/D to his computer. No other input stages were involved. This is exactly what he feeds into the mixing desk in a live surrounding. Click here for a complete description of what you will here in the mp3. You can e-mail Jeurgen by clicking here.

[Opto.mp3](#)

Played entirely through a Boss CS-3 modded with our CS-3 Opto Mod Kit. I also used our new DS-1 Rectifier Mod on this mp3. Played on A Strat through a stock Fender Hot Rod Deluxe amp mic'd with a SM57. The Uni-Vibe type Chorus effect is a Yamaha MagicStomp II. This is one FAT and Transparent Compressor after the mod. Absolutely smokes any compressor at any price.

----- | [TOP OF PAGE](#) | -----

Boss DD-2, DD-3 & DD-5 Hi-Cut Mod



This is the same mod some will charge you \$50.00 to \$70.00 for. Get the DIY version here for \$19.99. This mod adds an analog feel to the delay affect. The original signal is unaffected. Comes with a 6-pole DPDT on-on-on Toggle Switch, two Metal Film Capacitors, heat-shrink tubing and 24 gauge hook-up wire. One side of the switch cuts the highs in the delay and cuts each repeat more and more giving the delay a very warm analog feel.

What's in the DD Mod Kit

The other side cuts the highs in the delay even more for an even warmer delay affect. The middle toggle position gives you the unaffected stock delay affect. So with this mod you get 3 delay options, high-cut, more high-cut and stock unaffected delay affect. Makes an already great delay pedal even better and more versatile. Save yourself \$26.00 to \$46.00 and do this mod yourself! Plus, modding your own pedal is just plain fun and very self-satisfying.

DD-6 - I am still working on the DD-6 Hi-Cut Mod. This mod is different from the DD2,3 & 5. I still have not figured the DD-6 feedback circuit out. If there's anyone that has and would be willing to share their knowledge I would love to hear from you. Maybe we can work some sort of trade.



\$19.99

----- | [TOP OF PAGE](#) | -----

DS-1 Rectifier CMAT Tri-Gain Mod



This kit is exactly the same as my regular DS-1 Rectifier Mod. Chad Matthews suggested I try installing a Toggle Switch to switch between a 1N4002 diode and an LED. The effect was simply stunning! Now you can have the best of both worlds. The awesome richness and smooth distortion of my regular Rectifier Mod and the FAT, thick, tubish type gain, with tons of glorious sustain, that the LED will give you. This mod takes the Rectifier Mod to a new level tone-wise and improves an already great sounding mod.

Several Hi-Fi Mods

Brighter LED Mod

Tri-Gain Mod

Tube Tone Mod

Smoother Gain Mod

Clarity Mods

Rectifier Diode Mod

More Bass & Mids Mods

Solder

Desoldering Braid


Easy-to-Follow Instructions

What's in the DS-1 Mod

Hear For Yourself! (.mp3s)

[Rectifier_TriGain.mp3](#)

DS-1 Rectifier Dual Gain Sound Samples - Played entirely through a Boss DS-1 modded with our Rectifier Mod Kit. Played on A Strat through a stock Fender Hot Rod Deluxe amp mic'd with a SM57. The Uni-Vibe type Chorus effect is a Yamaha MagicStomp II. I also used our new CS-3 Opto Compressor on this mp3. This is one FAT and Transparent Compressor after the mod. Absolutely smokes any compressor at any price.



With this Kit you will receive one Toggle Switch, 24 Ga. Wire with Heat Shrink Tubing, Two 3mm Red LEDs, three Tantalum Capacitors, four Metal Film Capacitors, two Boxed Metal Film Capacitors, one Carbon Composite Resistor, two 1N4002 Diodes, Super Bright Clear Green LED, Solder and Desoldering Braid along with detailed easy-to-follow Mod Instructions.

\$23.99

DS-1 CMAT Tri-Gain Upgrade Kits

What's in the DS-1 CMAT Tri-Gain



Works With Both Regular DS-1 & Rectifier DS-1 Mods!

This kit allows users of my regular DS-1 and DS-1 Rectifier Mod Kits to upgrade to a Tri- Gain Clipping Circuit. Notice: This Tri- Gain Upgrade kit may be used to replace any diode in any pedals clipping Circuit. This kit adds a ton of tonal options to both my regular DS-1 and Rectifier Mods.



With this Kit you will receive two 3mm Red LEDs, one 1N4002 Diode, one Toggle Switch, 24 Ga. Wire with Heat Shrink Tubing & Two 3mm Red LEDs. Very easy to follow illustrated instructions are sent VIA e-mail attachment along with paper instructions sent with the parts.

\$3.99

DS-1 Rectifier Mod Plus



I designed this mod to be an absolutely "In Yo Face" Distortion. The name alone conjures up images of a pedal that takes no prisoners. This is one awesome pedal after the mod. Tons of volume and some of the richest, smoothest, tastiest distortion you have ever heard. Looking for that Satriani type wall of sound with thick tasty leads. This is the mod for you. Those of you that liked my SD-808 will love this mod also. Very similar harmonic structure with enhanced pinched harmonics and sustain for days. There's a wide variety of tone in this mod. With the gain turned down you'll get this smooth edgy vibe that's almost like an overdrive. Push the gain up and and this pedal will go into heavenly type distortion with no splatiness or flabby bass. Thick and smooth is the order of the day. Not a raspy tone in this mod. If

you're looking for a pedal that sounds equally good at bedroom or concert volume this is the mod for you.

With this Kit you will receive three Tantalum Capacitors, four Metal Film Capacitors, two Boxed Metal Film Capacitors, one Carbon Composite Resistor, two 1N4002 Diodes, Super Bright Clear Green LED, Solder and Desoldering Braid along with detailed easy-to-follow Mod Instructions.

Several Hi-Fi Mods

Brighter LED Mod


Tube Tone Mod

Smoother Gain Mod

Clarity Mods

Rectifier Diode Mod

What's in the DS-1 Rec Mod Plus Kit



\$21.99

More Bass & Mids Mods Solder Desoldering Braid

Easy-to-Follow Instructions

Hear For Yourself! (.mp3s)

DS-1 Rectifier Sound Samples
 Played entirely through a Boss DS-1 modded with our Rectifier Mod Kit. Played on A Strat through a stock Fender Hot Rod Deluxe amp mic'd with a SM57. The Uni-Vibe type Chorus effect is a Yamaha MagicStomp II. I also used our new CS-3 Opto Compressor on this mp3. This is one FAT and Transparent Compressor after the mod. Absolutely smokes any compressor at any price.
[DS-1 Rectifier.mp3](#)

----- | [TOP OF PAGE](#) | -----

Boss GE-7 DIY Pedal Mod Kits



This is very handy tone shaping tool to have on your pedal board. This is actually a very nice sounding EQ right off the shelf. But it suffers from excessive noise as a result of the cheaper components Boss uses. With this mod we replace all four of the cheaper noisy op-amp chips with three low noise higher quality RC4559P chips and one TL072 chip.

Lower quality capacitors are also replaced reducing noise even more and also adding a more focused Hi-Fi tone to the circuit. Noise is substantially reduced and the signal is passed through preserving the original tone of your guitar. The bypass circuit is also much improved. You will not find a better mod than this anywhere for the GE-7! You'll be shocked at the improvement this mod will make on this pedal.


Several Hi-Fi Mods Fuller Tone Mod Transparent Mods

Clarity Mods Solder Desoldering Braid

Easy-to-Follow Instructions

With this Kit you will receive three RC4559P and one TL072 Op-amp chips, three Tantalum Capacitors, one Metal Film Capacitor, four Boxed Metal Film Capacitors, Solder and Desoldering Braid along with detailed easy-to-follow Mod Instructions.

What's in the GE-7 Mod Kit



WARNING!
 There are two GE7s Boss have made. The New Version has only 3 Opamps while the Vintage Older GE7 has 4 Opamps. You must open your pedal to see which kit you need to order. Use the Pull-Down Menu to select the correct kit for your GE7.

Pedal Type

\$19.99

----- | [TOP OF PAGE](#) | -----

MT-2 Sustainia Tri-Gain Mod

In the MT-2 Sustainia Tri-Gain Mod Kit



This kit is exactly the same as my regular MT-2 Sustainia Mod but with a switch. The switch will offer 3 gains. One side will engage the 1N34A diodes and one side the LEDs. The middle will bypass the diodes altogether which will give you a very overdrive type gain structure with the gain turned down. This toggle switch makes the Sustainia a very versatile pedal. One that will cover the heavier stuff for the metal heads and the bluesier stuff for rock and blues players. You will not believe the smooth thick gain the LEDs give you. This is a solo players dream mod! A Great Mod just got 3X better!

Tri-Gain Switch Mods

Tube Tone Mod

Flatter EQ Mods

Clarity Mods

LED Diode Mod

Germanium Diode Mod

Sustain Increase Mods

Solder

Desoldering Braid


Easy-to-Follow Instructions

With this Kit you will receive a two Tantalum 1uF Capacitors, four Metal Film Capacitors, four Boxed Metal Film Capacitors, two 1N34A Germanium Diodes, one Super Bright Blue LED, two 3mm Red LEDs, Heat Shrink Tubing, wire, Solder and Desoldering Braid along with detailed easy-to-follow Mod Instructions.

Hear For Yourself! (.mp3s)

MT-2 Sustainia Tri-Gain Sound Samples - Played entirely through a Boss MT-2 modded with our Sustainia Tri-Gain Mod Kit. Played on A Strat through a stock Fender Hot Rod Deluxe amp mic'd with a SM57. The Uni-Vibe type Chorus effect is a Yamaha MagicStomp II. I also used our new CS-3 Opto Compressor on this mp3. This is one FAT and Transparent Compressor after the mod. Absolutely smokes any compressor at any price. MT2 Tri-Gain Sustainia.mp3 To Come!

Coming Soon



\$23.99

MT-2 CMAT Tri- Gain Upgrade Kits

In the CMAT Tri- Gain Upgrade Kit



Works With Both Regular MT-2 & Sustainia MT-2 Mods!

NEW! - MT-2 Tri-Gain Upgrade Kit - This kit allows users of my regular MT-2 and MT-2 Sustainia Mod Kits to upgrade to a Tri-Gain Clipping Circuit. Notice: This Tri-Gain Upgrade kit may be used to replace any diode in any pedals clipping Circuit. This kit adds a ton of tonal options to both my regular MT-2 and MT-2 Sustainia Mods.

With this Kit you will receive two 1N34A Germanium Diodes, two 3mm Red LEDs, one Toggle Switch, 24 Ga. Wire with Heat Shrink Tubing & Two 3mm Red LEDs. Very easy to follow illustrated instructions are sent VIA e-mail attachment along with paper instructions sent with the parts.



\$3.99

MT-2 Sustainia Mod




This is my second Mod for the MT-2. I've gotten a lot of requests asking if there are any mods that will clean up the pedal when the gain is turned down and also reduce noise. My MT-2 Sustainia Mod has accomplished both of these requests. I have also flattened out the EQ and enhanced sustain. Now with the tone controls at 12 O'clock the EQ is almost totally flat with a mild fattening of the signal. The gain will now go from clean boost to crunchy overdrive to a take-no-prisoners distortion with sustain for days. You will not believe the sustain this mod will give you!

But, for those that prefer more gain with no clean boost I include instructions and two 1N34A Germanium Diodes that will give you that, along with a much smoother gain structure and enhanced

sustain. So, depending on your particular tonal needs, this mod will cover both areas and it does both very well. My MT-2 Sustainiac Mod completely transforms a very harsh nasally pedal into one of the sweetest tastiest overdrive/distortion pedals available at any price. This is, without a doubt, the best mod for a MT-2 that's available anywhere at any price!

Several Hi-Fi Mods	Tube Tone Mod	Flatter EQ Mods
Clarity Mods	Germanium Diode Mod	Sustain Increase Mods
Solder	Desoldering Braid	Easy-to-Follow Instructions

What's in the MT-2 Sustainia Mod Kit



With this Kit you will receive a two Tantalum 1uF Capacitors, four Metal Film Capacitors, four Boxed Metal Film Capacitors, two 1N34A Germanium Diodes one Super Bright Blue LED, Solder and Desoldering Braid along with detailed easy-to-follow Mod Instructions.

\$21.99

Hear For Yourself! (.mp3s)

MT2 Sustainia.mp3

MT-2 Sustainia Sound Samples - Played entirely through a Boss MT-2 modded with our Sustainiac Mod Kit. Played on A Strat through a stock Fender Hot Rod Deluxe amp mic'd with a SM57. The Uni-Vibe type Chorus effect is a Yamaha MagicStomp II. I also used our new CS-3 Opto Compressor on this mp3. This is one FAT and Transparent Compressor after the mod. Absolutely smokes any compressor at any price.

M_McGlenn.mp3

MT-2 Sustainia Sound Bite - Submitted by Michael McGlenn. Thank you Michael for this soundbite. Played on a ESP MI Custom W/EMG81. Mic was a Rode NT3 Condenser played into a Vox AD50 VT W/450MS. Amp delay was added. If you have any questions about the setup please contact Michael at no_spam_inspirit@mindspring.com

MT-2 Mod



This is arguably the most popular pedal Boss sells, receiving almost 1000 reviews at Harmony Central. Stock this pedal actually sounds pretty good. But it lacks clarity and gets muddy at higher gain settings, plus it's way too nasal sounding. If you're looking for a thick and heavy distortion with attitude this mod is for you. With my mod this pedal has it all - chunk, harmonics (pinched harmonics are enhanced 4X), thick and soupy distortion with tasty highs and punchy mids and a bottom end that takes no prisoners. With this mod I tried Carbon Composition, Carbon Film, Metal Film, Tantalum, Rectifier Diodes, LEDs, Germanium Diodes, etc. just to see what affect each one would have on the MT-2's tone. The Mods below are a result of that research and experimentation.

Several Hi-Fi Mods

Clarity Mods

Solder

Tube Tone Mod

Germanium Diode Mod


Desoldering Braid

Transparent Mod

More Clarity & Body
Mods

Easy-to-Follow
Instructions

What's in the MT-2 Mod Kit



With this Kit you will receive a two Tantalum 1uF Capacitors, three .1uF Metal Film Capacitors, three Boxed Metal Film Capacitors, one 2.2k ohm Carbon Film Resistor, one 1N34A Germanium Diode one 1N4002 Rectifier Diode, Solder and Desoldering Braid along with detailed easy-to-follow Mod Instructions.

\$19.99

Hear For Yourself! (.mp3s)

MT-2 mp3s

[MT2_1.mp3](#)
[MT2_2.mp3](#)

[MT2_3.mp3](#)
[MT2_4.mp3](#)

[MT2_5.mp3](#)
[MT2_6.mp3](#)

----- | [TOP OF PAGE](#) | -----

OD-3 Supra Mod


What's in the OD-3 Supra Mod Kit



Boss OD-3 Supra DIY Pedal Mod Kits - This is by far the best sounding Boss Over Drive right out of the box. Boss almost got this one right. I say almost because even though this is a great sounding pedal it lacks clarity, note definition and there's too much bass in the gain. The gain is also rather splaty. With this mod I have improved all the things I did not like about the stock pedal. I've evened out the gain structure and remove the splatiness. I've also upgraded several lower quality capacitors in strategic areas of the signal path which substantially improves the clarity and note definition of the OD-3.

The warmth and smoothness of the stock pedal have been preserved while transparency, clarity and note definition have been improved. With this mod, this is one of the best, most transparent Over Drives I have ever played. All the original tone of your guitar and amp is preserved. This pedal will go from transparent clean boost to Rich and Creamy Over Drive and all points in between. Take a listen to the mp3s and I think you'll agree, this is one of the best Over Drives on the market at any price point.

- Several Hi-Fi Mods
- Transparent Mods
- Brighter LED Mod
- Clarity Mods
- Less Flabby Bass & Body Mod
- Solder
- Desoldering Braid
- Easy-to-Follow Instructions



With this Kit you will receive one Super Bright White LED, two Tantalum Capacitors, four Boxed Metal Film Capacitors, four Metal Film Capacitors, one resistor, Solder and Desoldering Braid along with detailed easy-to-follow Mod Instructions.

\$21.99

Hear For Yourself! (.mp3)

[OD-3 Supra.mp3](#)

Sound Samples - Played entirely through a Boss OD-3 modded with our Supra Mod Kit. Played on A Strat through a 2000 Fender Hot Rod Deluxe amp mic'd with a SM57. I also used our new CS-3 Opto Compressor on this mp3. This is one FAT and Transparent Compressor after the mod. Absolutely smokes any compressor at any price.

SD-1 GT Mod



Boss SD-1 GT DIY Pedal Mod Kits - This is my third mod for a Boss SD-1. This mod is built around a 2N3440 Transistor. A 2N3440 Transistor in this circuit, along with a few other tweaks here and there, transforms this pedal into an absolute tone monster! This mod combines the positive qualities of my first two SD-1 Mods to create an unbelievably great overdrive. The SD-808 is one of my personal favorites. Some say it's the best SD-1 mod available. The SD-1 GT is more transparent than either of my other two SD-1 Mods. It has a very slight mid boost which helps you stand out in a mix. But the real magic happens in the upper frequencies. If you've ever played a vintage Script Dyna Comp or Ross compressor you've experienced the magic that happens in the upper range of those pedal and give them the magic that pro players rave about. That

same magic is present in my SD-1 GT Mod. Note clarity is the best of any pedal mod I sell to date. My RAT 2 Fat Rat Mod comes very close but the GT has a tad better note clarity.

What's in the SD-1 GT Mod Kit

I've also incorporated two switches into the SD-1 GT Mod. One switch adds presence and gain while the other switch toggles between Asymmetrical (Boss) and Symmetrical (Ibanez) Clipping. There are a ton of tonal options available here. Want clean boost. No problem. Want note articulation and clarity. No problem. Want smooth creamy overdrive. No problem. Want a combination of them all. You got it. Very versatile Mod that offers a wide pallet of tonal colors. To add a little icing on the cake I am including the extremely popular and quiet OPA2134PA Burr Brown op-amp. So, you thought the SD-808 was a great mod? Wait till you hear the GT!

TS808 Mods	Burr Brown Chip Mod	Symmetrical Clipping Switch Mod
Several Hi-Fi Mods	Super Smooth Gain Mod	Clarity Mods
Transistor Mod	2X Gain Switch Mod	Solder
Desoldering Braid	Easy-to-Follow Instructions	

Hear For Yourself! (.mp3)

SD-1 GT Sound Sample - This mp3 was recorded on a Strat with a DiMarzio PAF Pro at the bridge and two DiMarzio Virtual Vintage pups at the neck and middle positions. The amp was a 1975 Fender Super Reverb and the mic was a SM57. Some parts of the mp3 were recorded with the bridge pickup coil split.

[SD-1 GT Mod.mp3](#)



With this Kit you will receive a 3mm Super Bright White LED, two Tantalum Capacitors, two Metal Film Capacitors, one Carbon Film Resistor, three Carbon Composition resistors, one 1N4002 Diode, one 2N3440 Transistor, Burr Brown OPA2134PA Opamp with socket, Two Switches, 24 Ga. Wire, Heat Shrink Tubing, Solder and Desoldering Braid along with detailed easy-to-follow Mod Instructions.

\$23.99

Boss SD-1 Bleed Fix Mod

The SD-1 is a great pedal but suffers from a nasty problem when the effect is bypassed. With the gain Maxxed and the effect bypassed there is a slight ghosting of the effect of the SD-1 that can be heard. Chad Matthews has fixed this problem with a Mod he calls the SD-1 M-Circuit Mod. With the kit all that is required is the soldering of three wires. That's it, simply follow the directions which are send as an e-mail and solder the Red, Green and Black wires per the instructions and the SD-1 Bleed Through Gain problem will be fixed thus making an already great sounding Overdrive that much better. Price includes Parts, Instructions and Shipping to the lower 48 states. Please contact Chad Matthews at no_spam_chadmat@frontiernet.net. Money Orders are also accepted. International buyers please contact Chad.

\$25.00


SD-1 Mod



This is probably the one of the best kept secrets on the planet at \$40 USD. This pedal is a sleeper and a steal. New it is half of what a used TS9 sells for on eBay. What's really amazing is how great this pedal sounds with my \$20 Mod. So for \$60 and little time you get a pedal that blows away the competition. No hype, this Mod is THAT Good! Even I am shocked at how well this mod turned out. Stock the SD-1 delivers warm fat tones. The stock SD-1 from the factory sounds rather bland and not very transparent. The PCB is almost exactly the same as a Tube Screamer. The stock SD-1 also comes with the famed JRC4558D opamp chip. You can change the character of the pedal buy swapping out different chips which I now sell above. This mod will make you want to throw away your Tube Screamer. Well, maybe not, but this mod transforms this

already good sounding pedal into absolutely one of the best Overdrive pedals sold anywhere at any price! With this mod I tried Carbon Composition, Carbon Film, Metal Film, Tantalum, Rectifier Diodes, LEDs, Germanium Diodes, etc. just to see what affect each one would have on the SD-1's tone. The Mods below are a result of that research and experimentation.

- | | | |
|---------------------|-----------------------------|--------------|
| Several Hi-Fi Mods | Super Smooth Gain Mod | Clarity Mods |
| Germanium Diode Mod | 2X Gain Mod | Solder |
| Desoldering Braid | Easy-to-Follow Instructions | |



With this Kit you will receive a two Tantalum 1uF Capacitor, four .1uF Metal Film Capacitors, three Boxed Metal Film Capacitors, one 2.2k ohm Carbon Film Resistor, one 1N34A Germanium Diode, Solder and Desoldering Braid along with detailed easy-to-follow Mod Instructions.

\$19.99

Hear For Yourself! (.mp3s)

SD1 Clean Boost	SD1 Gain at 12 O'clock	SD1 Gain Maxxed
Sample 1.mp3	Sample 1.mp3	Sample 1.mp3
Sample 2.mp3	Sample 2.mp3	Sample 2.mp3
Sample 3.mp3	Sample 3.mp3	Sample 3.mp3
Sample 4.mp3	Sample 4.mp3	Sample 4.mp3
Sample 5.mp3	Sample 5.mp3	Sample 5.mp3

SD-808 Mod Plus

What's in the SD-808 Mod Plus Kit



With this mod I take the SD-1 and mod it to TS808 specs. The circuit of the SD-1 is almost exactly the same as the TS9. This mod includes all the mods in my regular SD-1 mod, plus you get three extra components that will take the SD-1 to TS808 specs. I have also included the Higher Quality Version of the JRC4558D chip. The stock SD-1 comes with the cheaper JRC4558DD op-amp chip. I also include a 3mm Super Bright Blue LED and a resistor replacement that will increase the brightness of the LED. What's really amazing is how great this pedal sounds with this Mod. I have also included the symmetrical clipping mod for those that prefer Ibanez TS808 clipping over Boss asymmetrical clipping.


This mod is absolutely the best SD-1 mod sold anywhere by anyone at any price! The complexity of the tone after the mod is startling. We also mod the clipping section to symmetrical clipping like Ibanez uses in the TS9. You can also change the character of the pedal buy swapping out different chips which I now sell above. Compared to my regular SD-1 mod this mod will take the SD-1 and add presence and much more complexity of tone. It's like taking a blanket off the speaker in your amp. The tone is very open, airy and transparent. Very smooth, yet biting gain. Controlled feedback and sustain is incredible with this mod. This is the ultimate SD-1 mod!

TS808 Mods	JRC4558D Chip Mod	Symmetrical Clipping Mod
Several Hi-Fi Mods	Super Smooth Gain Mod	Clarity Mods
Diode Mod	2X Gain Mod	Solder
Desoldering Braid	Easy-to-Follow Instructions	

Hear For Yourself! (.mp3)

SD-808 Sound Sample - This mp3 was recorded on a Strat with a DiMarzio PAF Pro at the bridge and two DiMarzio Virtual Vintage pups at the neck and middle positions. The amp was a 1975 Fender Super Reverb and the mic was a SM57. Some parts of the mp3 were recorded with the bridge pickup coil split.

[SD-808.mp3](#)



With this Kit you will receive a two Tantalum Capacitors, four Metal Film Capacitors, three Boxed Metal Film Capacitors, one Carbon Film Resistor, three Carbon Composition resistors, three 1N4002 Rectifier Diodes, a JRC4558D op-amp chip with socket, Solder and Desoldering Braid along with detailed easy-to-follow Mod Instructions.

\$21.99

SD-1 Symmetrical Gain Upgrade Kits

Works With Both Regular SD-1 & SD-808 SD-1 Mods!

This kit allows users of my regular SD-1 and SD-808 Mod Kits to upgrade to a Symmetrical Clipping Circuit. Notice: This Symmetrical Gain Upgrade kit may be used on any stock or modded SD-1. With this kit you can switch between Symmetrical (Ibanez) and Asymmetrical (Boss) clipping. Symmetrical clipping is a little smoother and has a little less bite than the Boss Asymmetrical clipping. It's a nice option to have on any SD-1.

With this Kit you will receive one 1N4002 Diode, one Toggle Switch, 24 Ga. Wire and Heat Shrink Tubing. Very easy to follow illustrated instructions are sent VIA e-mail attachment along with paper instructions sent with the parts.

Hear For Yourself! (.mp3)

SD-1 Switch Sound Sample - This mp3 was recorded on a Strat with Fender SCN Pickups. Switches were set to Symmetrical Gain and The Stock Lower Gain Side of the switches The SD-1 is set to 10 O'clock on both the Volume and Tone and

What's in the Mod Kit

the Gain is set to 9 O'clock. The amp was a stock 2000 Fender Hot Rod Deluxe and the mic was a SM57. My Opto CS3 mod is used in front of the SD-1 to fatten it up a bit.

[SD_1_Switch_Mods.mp3](#)



\$3.99

SD-1 Dual Gain Upgrade Kits

Works With Both Regular SD-1 & SD-808 SD-1 Mods!

NEW! - SD-1 Dual Gain Upgrade Kit - This kit allows users of my regular SD-1 and SD-808 Mod Kits to upgrade to a Dual-Gain Circuit. Notice: This Dual-Gain Upgrade kit may be used on any stock or modded SD-1. With this kit you can switch between the stock lower gain mode for clean boost and smoother gain and a 2X Gain setting that will give the circuit both added presence and double the amount of gain. This mod makes for a very versatile SD-1.

With this Kit you will receive one 2.2k-ohm Resistor, one Toggle Switch, 24 Ga. Wire and Heat Shrink Tubing. Very easy to follow illustrated instructions are sent VIA e-mail attachment along with paper instructions sent with the parts.

What's in the SD-1 DG Upgrade Kit



\$3.99

Daddy-O TNT Mod



Stock, this pedal is a fizz factory. The gain knob does almost nothing up to about 3 O'clock and then radically saturates with tons of gain. About the only usable setting is as a clean boost with the gain almost all the way down. I have evened out the gain knob so it is now an even transition from clean to full gain. I have also completely removed the raspy fizz. Notes and chords now explode off the neck of the guitar. With this mod the Daddy-O becomes a take-no-prisoners Tone Machine that explodes with the most amazing solid wall of overdrive you've ever heard. With this mod the

Daddy-O is unlike any distortion or overdrive I've ever heard. It is now truly the King of Punch that explodes into tonal bliss!


Tube-Tone Mods Smoother Gain Mods Smoother Highs Mod
Dynamics Mods Clarity Mods--Solder Desoldering Braid
Easy-to-Follow Instructions

Hear For Yourself! (.mp3)

This mp3 was recorded on a Strat with a DiMarzio PAF Pro at the bridge and two DiMarzio Virtual Vintage pups at the neck and middle positions. The amp was a stock 2000 Fender Hot Rod Deluxe and the mic was a SM57.

[Daddy-O TNT.mp3](#)

What's in the Daddy-O TNT Mod Kit



With this Kit you will receive one JRC4558D Opamp chip with 8 pin socket, four Metal Film Capacitors, two Tantalum Capacitors, two Carbon Film Resistors, two 1N4002 Rectifier Diodes, 5mm Super Bright Green LED, Solder and Desoldering Braid along with detailed easy-to-follow Mod Instructions.

\$21.99

Daddy-O CMAT Tri-Gain Upgrade Kits



This kit allows users of my regular Daddy-O Mod Kit to upgrade to a Tri-Gain Clipping Circuit. Notice: This Tri-Gain Upgrade kit may be used to replace any diode in any pedals clipping Circuit.

This kit adds a ton of tonal options to my regular Daddy-O Mod.

With this Kit you will receive:

Two 3mm Red LEDs,

Two 1N4002 Diodes,

One Toggle Switch,

24 Ga. Wire with Shrink Tubing.

Very easy to follow illustrated instructions are sent VIA e-mail attachment along with paper instructions sent with the parts.

What's in the Kit



\$3.99

Daddy-O Tri-Gain Mod!



Chad Matthews of CMATMODS and I came up with this mod. I knew when I tried it I had to offer it as an option on my Daddy-O Mod. This Tri-Gain Mod will add a ton of tonal options to an already great sounding Daddy-O Mod.

With this switch we will toggle between two 1N4002 Diodes and two 3mm Red LEDs. So you get the smooth, creamy saturation of the 1N4002 Diodes and a Volume Boost that the LEDs will give the circuit.

With the switch in the middle position all diodes are bypassed which will give you a huge volume boost and will allow you to get a much cleaner gain. You'll find that the LEDs will add volume, bass, a very smooth gain plus a ton of thick sustain.


Tri-Gain Switch Mod	Tube-Tone Mods	Smoother Gain Mods
Smoother Highs Mod	Dynamics Mods	Clarity Mods
Solder	Desoldering Braid	Easy-to-Follow Instructions

Hear For Yourself! (.mp3)

This mp3 was recorded on a Strat with a DiMarzio PAF Pro at the bridge and two DiMarzio Virtual Vintage pups at the neck and middle positions. The amp was a stock 2000 Fender Hot Rod Deluxe and the mic was a SM57.

[Daddy-O_Tri_Gain.mp3](#)

What's in the Kit



With this Kit you will receive a Toggle Switch, Heat Shrink Tubing, 24 Ga. Wire, Two 3mm Red LEDs JRC4558D Opamp chip with 8 pin socket, four Metal Film Capacitors, two Tantalum Capacitors, two Carbon Film Resistors, two 1N4002 Rectifier Diodes, 5mm Super Bright 5mm Green LED, Solder and Desoldering Braid along with detailed easy-to-follow Mod Instructions.

\$23.99

Boss-Style DC Power Jack Mod Kit



This kit will convert your DC Power Jack to the Boss-Style type DC Power Jack. Kit includes DC Power Jack and Easy-to-follow Instructions.

\$4.50

TS9DX Dual Drive Mod



Well, I have been listening to your requests and have given them to you in this mod. You wanted more gain, you got it, you wanted more clarity, you got it, a brighter LED, you got it. With these mods I feel this is now the best TS9DX Mod available by anyone at any price. The combinations available with the mode knob make this an extremely versatile overdrive. The two TS9 modes are perfect for electric guitar with gobs of vibe and smooth overdrive. The Hot and Turbo modes can also be used with electric guitar but in my opinion just rock when used with a bass guitar and will give you mucho bass with thick creamy mids and a velvety thick overdrive. So one pedal, two uses, thus the name "Dual Drive"

JRC4558D Chip Mod

8-Pin Chip Socket

Brown Mod

Hi-Fi Mods

Presence Mod

More Gain Mod


Better Clean Boost Mod

Brighter LED Mod

TS9DX Dual Drive Sound Sample - This mp3 was recorded on a Strat with a DiMarzio PAF Pro at the bridge and two DiMarzio Virtual Vintage pups at the neck and middle positions. The amp was a 2000 Fender Hot Rod Deluxe and the mic was a SM57.

TS9DX Dual Drive.mp3 Coming Soon.

What's in the TS9DX Dual Drive Kit



With the Kit you will receive a JRC4558D chip, an 8-Pin Chip Socket so you can swap out Different chips, 10k-ohm & 100-ohm Carbon Composition Resistors for the "Brown Mod", two Tantalum Capacitors, Metal Film Capacitors, Metal and Carbon Film Resistors, 5mm Super Bright White LED, Solder and Desoldering Braid. Detailed easy-to-follow instructions are also supplied.

\$21.99

TS-9, TS-808 & OD-9 Tri-Gain Mod



In the TS9 & OD-9 Tri-Gain Mod Kit



NOTE: The Maxon OD-9, TS9 and TS808 have the exact same PC Board.

Our TS9 Kit will also work with a TS808 and a Maxon OD-9. Well, I have been listening to your requests and have given them to you in this mod. You wanted more gain, you got it, you wanted more clarity, you got it, a brighter LED, you got it, you wanted us to incorporate our popular Tri-Gain Option and you now have it.

With these mods I feel this is now the best Tube Screamer Mod available by anyone at any price. The combinations available with the two switches make this an extremely versatile overdrive.

We've doubled the gain and added a Tri-Gain Switch that lets you choose between two LEDs, two 1N914 Diodes and a Diode Lift in the middle position. The LEDs will give you a coarser gain that is thick and fat with added bass and volume. The 1N914 side will give you the stock gain of a Tube Screamer and the middle Diode Lift position gives you an incredible volume boost with tons of crunch. The other switch toggles between two Metal Film Capacitors of different values. One of the Capacitors firms up the mids and bass while the other Capacitor adds presence and clarity. Very useful when switching between both single-coil and humbucker equipped guitars. One of our most popular mods just got better!

JRC4558D Chip Mod	8-Pin Chip Socket	Brown Mod
Hi-Fi Mods	Tri- Gain Switch Mod	Presence Switch Mod
More Gain Mod	Better Clean Boost Mod	Brighter LED Mod

Tube Screamer Tri-Gain Sound Sample - This mp3 was recorded on a Strat with a DiMarzio PAF Pro at the bridge and two DiMarzio Virtual Vintage pups at the neck and middle positions. The amp was a 2000 Fender Hot Rod Deluxe and the mic was a SM57.

[TS9_Tri_Gain.mp3](#)



With the Kit you will receive a JRC4558D chip, an 8-Pin Chip Socket so you can swap out Different chips, 10k-ohm & 100-ohm Carbon Composition Resistors for the "Brown Mod", two Tantalum Capacitors, Metal Film Capacitors, Metal and Carbon Film Resistors, two 3mm Red LEDs, 5mm Super Bright White LED, two 1N914 Diodes, Solder and Desoldering Braid. Detailed easy-to-follow instructions are also supplied.

Pedal Type

\$23.99

TS9, TS7 & TS5 Tube Screamer DIY Pedal Mod Kits

I will be adapting the above mod to the TS7 and TS5 and maybe a couple of the Maxon Overdrives as well. Please do not e-mail me about the availability of them. When I am happy with the adaptation of the Tri-Gain mod with these pedals I will release them. I have no idea how long this will take so please be patient. Just creating the instructions alone is a very time-consuming task. So, please do not e-mail me about the availability of these mods. Also, please do not ask me to upgrade you to the above mod if you have purchased one of our previous Tube Screamer mods. I will not be offering an upgrade for them. The reason is I don't feel the Tri-Gain switch alone would be a good upgrade for them. There are other components that need to be changed to take advantage of the switches. Monte Allums



Tube Screamer Mods



NOTE: The TS9 and TS808 have the exact same PC Board. Our TS9 Kit will also work with a TS808. These Mod Kits are the result of months of research. I took several Mods that others are performing on the net and performed them on a Tube Screamer. The ones I liked I kept. But I went further, I painstakingly tweaked each Mod to perfection. I tried different Resistors, Capacitors, Diodes (Carbon Composite, Metal Film, Tantalum, Germanium, etc.) and I used the best analyzers in the World (My Ears) to determine which sounded the best.

I discovered that there's an awful lot of hype and Mojo floating around about the Tube Screamer. This DIY Kit Goes Way Beyond a TS-808. Although, it does include the famous Texas Instruments RC4558P chip and the famous "Brown Mod". But this Kit doesn't stop there.


RC4558P Chip Mod	8-Pin Chip Socket	Brown Mod
Several Hi-Fi Mods	Smoother Gain Mod	More Transparent Tone Mod

Hear For Yourself! (.mp3)

[TS9 Song.mp3](#)

These mp3s were played on a Custom-Built Strat with a Special Tuning System I invented called the "eNut". Notice how incredibly in tune all the mp3s are. With this system you can accomplish amazing intonation on any guitar. Other system are 2X to 10X its cost and don't work as well.

What's in the Tube Screamer Kit



With the Kit you will receive a RC4558P chip, an 8-Pin Chip Socket so you can swap out Different chips, 10k-ohm & 100-ohm Carbon Composition Resistors for the "Brown Mod", two Tantalum Capacitors, three Metal Film Capacitors, two Metal Film Capacitors, Solder and Desoldering Braid. Detailed easy-to-follow instructions are also supplied.

Pedal Type

\$19.99

Clean Boost

- [Sample 1.mp3](#)
- [Sample 2.mp3](#)
- [Sample 3.mp3](#)
- [Sample 4.mp3](#)
- [Sample 5.mp3](#)

Half Gain

- [Sample 1.mp3](#)
- [Sample 2.mp3](#)
- [Sample 3.mp3](#)
- [Sample 4.mp3](#)
- [Sample 5.mp3](#)

Full Gain

- [Sample 1.mp3](#)
- [Sample 2.mp3](#)
- [Sample 3.mp3](#)
- [Sample 4.mp3](#)
- [Sample 5.mp3](#)

[TOP OF PAGE](#)

MXR Dyna Comp DIY Pedal Mod Kits



The MXR Dyna Comp Compressor is a popular favorite among many guitarists such as Pete Townsend. Stock, this pedal sounds decent but lacks fullness, bass and clarity. It does a good job at the under \$100 price point. For a better Compressor you'll have to spend \$200 to \$250 on either a vintage Ross or one of the other custom built Compressors you see on sold on eBay. The Dyna Comp can be made to sound equally as good as Compressors costing two to three times its cost by changing a few of its components. What sets the more expensive Compressors apart from these mass produced pedals are the quality of the components used in them. By swapping out these cheaper quality parts with more expensive higher quality components and changing a few

values here and there you can substantially improve the quality of the effect of the Dyna Comp. I've played compressors costing \$300 that don't sound any better than a Dyna Comp that has been modded with this Mod Kit. By changing out a few components here and there this pedal will compete with boutique pedals costing much much more. Do yourself a favor and upgrade your Dyna Comp with this Mod Kit. You'll be floored by the quality of the tone this Mod Kit will give your Dyna Comp.


- Several Hi-Fi Mods
- Fuller Tone Mod
- Clarity Mods
- Solder
- Desoldering Braid
- Easy-to-Follow Instructions

WARNING! - There are currently 3 versions of the Dyna Comp. A Vintage Version, and two New Versions Dunlop is currently selling. There's a Revision "D" and Revision "E". Please click on the following links to see which version you need to order. You'll need to open up your Dyna and view the PCB.

[VINTAGE](#) [REVISION "D"](#) [REVISION "E"](#)

Each kit will be slightly different. The Vintage and Revision "D" kit are almost exactly the same. The New Revision "E" already comes with the CA3080AE Chip and Metal Film Capacitors so those components are not included with that kit. That is the reason the price is slightly lower.

What's in the MXR Mod Kit



With the Vintage and Rev. D Kits you will receive one CA3080E chip, five 2SC1849 Transistors, one Tantalum Capacitor, five Metal Film Capacitors, three 1N34A Germanium Diodes, 5mm Super Bright Green LED, Solder and Desoldering Braid along with detailed easy-to-follow Mod Instructions. With the Rev. E Kit you will receive five 2SC1849 Transistors, one Metal Film Capacitor, three 1N34A Germanium Diodes, 5mm Super Bright Green LED, Solder and Desoldering Braid along with detailed easy-to-follow Mod Instructions.

Dyna Version

\$21.99

Dyna Version

\$19.99

Hear For Yourself! (.mp3)

[Dyna_Comp_Mod.mp3](#)

Dyna Comp Sound Sample - These mp3s were recorded on a Strat with a DiMarzio PAF Pro at the bridge and two DiMarzio Virtual Vintage pups at the neck and middle positions. The amp was a 1975 Fender Super Reverb and the mic was a SM57. Some parts of the mp3 were recorded with the bridge pickup on the Strat coil split.

[TOP OF PAGE](#)

Fat Rat 2 Tri-Gain Mod



There are several variations of the RAT that ProCo have created. This mod will only work with the newest issue RAT 2. If you are unsure which RAT you have you will need to open it up and look inside. If your RAT 2 looks like this on the inside ([click here for pic](#)) then this mod will work with your pedal. Please do not e-mail me asking if this mod will work with any other RAT, IT WILL NOT! Now that we've gotten that out of the way. I've replaced the crappy sounding chip with a very smooth and warm sounding LM308N. I have also smoothed out the EQ so it has

a much flatter response. You'll find that the filter knob now has a usable range of tones. I have also modified a resistor to brighten the LED and I have replaced the stock 5mm Red LED with a 5mm Super Bright White LED. This Mod has the best pinched harmonics of any pedal mod I offer to date. Absolutely incredible FAT Sustain that is very dynamic. Your guitars volume control can be used to go from an almost clean boost to some of the FATest Wall of Overdrive/Distortion I have ever heard from any pedal. And I'm not exaggerating here folks! This is an awesome pedal after the mod.

Tri-Gain Switch Mod - Chad Matthews of CMATMODS and I came up with this mod. This Tri-Gain Mod will add a ton of tonal options to the RAT 2. With this switch we will toggle between two 1N4002 Diodes and two 3mm Red LEDs. So you get the smooth, creamy saturation of the 1N4002s and a Volume Boost that the LEDs will give the circuit. With the switch in the middle position the diodes and LEDs are bypassed which will give you a huge volume boost and will allow you to get a very overdrive type gain. You'll find that the LEDs will add volume, bass, a very smooth gain plus a ton of thick sustain and harmonics that will rock your world!


- | | | |
|---------------------|-------------------|-----------------------------|
| Tri-Gain Switch Mod | Tube-Tone Mods | Smoother Gain Mods |
| Smoother Highs Mod | Dynamics Mods | Clarity Mods |
| Solder | Desoldering Braid | Easy-to-Follow Instructions |

Hear For Yourself! (.mp3)

[RAT 2.mp3](#)

FAT RAT 2 Sound Samples - Played entirely through a ProCo RAT 2 modded with our Mod Kit. Played on A Strat through a 2000 Fender Hot Rod Deluxe amp mic'd with a SM57. All of the Tri-Gain positions were used when making this mp3. Both Single Coil and Humbuckers were used. Notice the clarity and dynamics in the mp3. This distortion is unlike any other we sell. Incredible clarity and dynamics with this mod!

In the Fat Rat 2 Tri-Gain Mod Kit



With this Kit you will receive a LM308N Opamp, Toggle Switch, Heat Shrink Tubing, 22 Ga. Wire, Two 3mm Red LEDs, two Metal Film Capacitors, one Metal Boxed Film Capacitors, one Carbon Composite Resistor, three 1N4002 Rectifier Diodes, 5mm Super Bright White LED, Solder and Desoldering Braid along with detailed easy-to-follow Mod Instructions.

\$22.99

[TOP OF PAGE](#)